






Follow these steps to draw a simple bee!




Step 1
Draw a fat oval for the body.




Step 2
Draw ovals for the wings and lines for the details.



Step 3
Draw curved lines for the bee's stripes.



Step 4
Make a rectangle for the bee's stinger.



Step 5
Draw circles for the eyes and the tip of the antenna and lines for the mouth and antenna.



Step 6
Finalize the bee by adding color.

