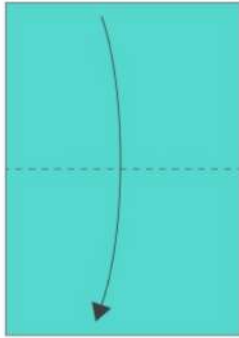


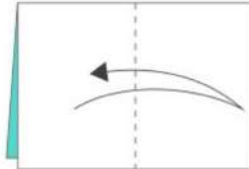


# PAPER BOAT

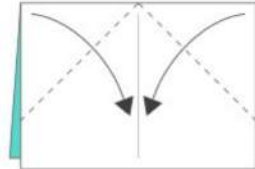
Use the instructions below to make a paper boat you can sail in a puddle after the rain.



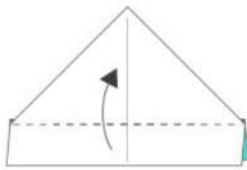
Fold in half.



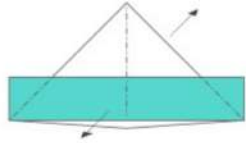
Fold in half again.



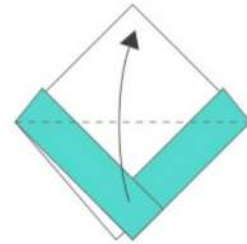
Fold the corners in the middle.



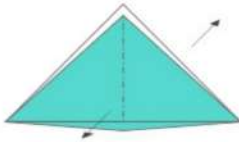
Pull the edges up on both sides.



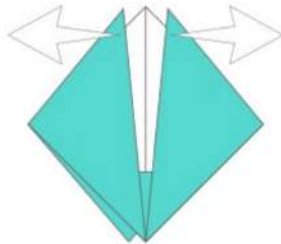
Pull sides apart and flatten.



Fold the front and back up.



Pull sides apart and flatten.



Pull the top flaps outwards.



Squish the bottom and pull sides up.

Follows a sequence of steps for making designed solutions

