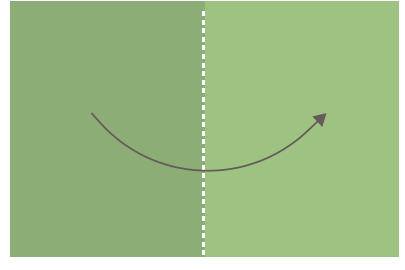




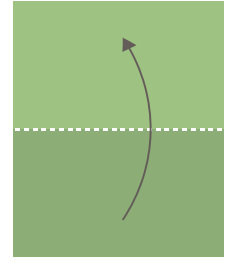
# ORIGAMI PLANTER POT

Plant native plants in your garden to attract native bees.



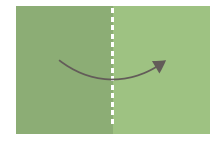
1

Turn the newspaper so the long side is facing you. Fold in half.



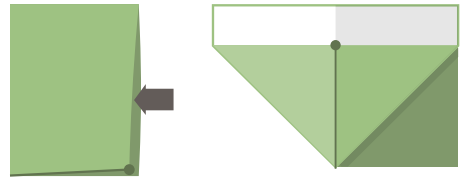
2

Fold again into a quarter size.



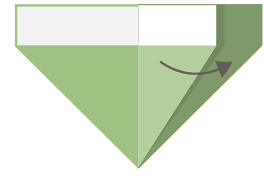
3

Fold it in half again.




4

Now fold the bottom right corner up to the middle along the spine.



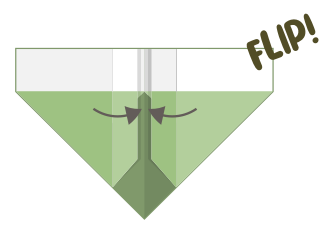
5

Flip it over on the other side and do the same thing you just did in step four.



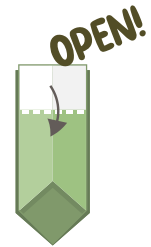
6

Fold the wings in to the crease in the center.




7

Fold them in again. Flip it and repeat steps six and seven.



8

Fold the top flaps down.



Now you can open up your pot! Make sure to square the bottom so it can sit well.

Follows a sequence of steps for making designed solutions.

