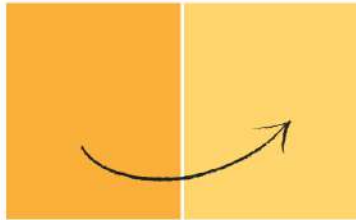



Plant a Tree

Use the instructions below to plant a tree to benefit the animals and people in your local environment.



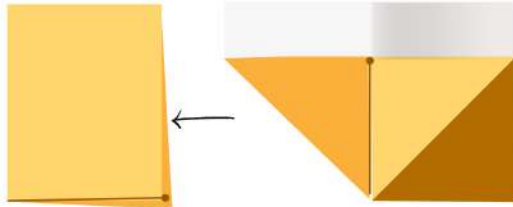
Turn the paper so the long side is facing you. Fold in half.



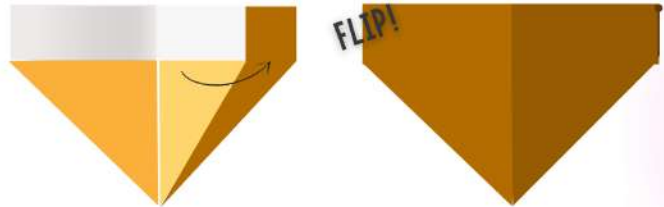
Fold again into a quarter size.



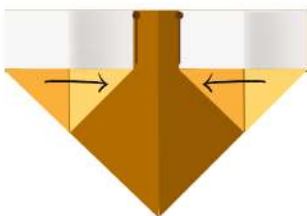
Fold it in half again.



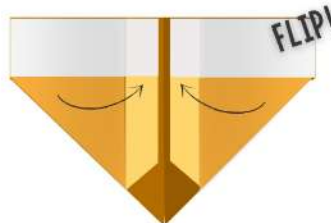
Now fold the bottom right corner up to the middle along the spine.



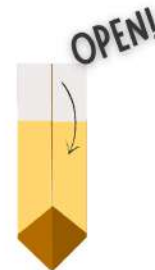
Flip it over on the other side and do the same thing you just did in step four.



Fold the wings in to the crease in the center.



Fold them in again. Flip it and repeat steps six and seven.



Fold the top flaps down.



Now, you can open up your pot!
Add potting mix. Add your seedling. When your seedling has grown to fill the pot plant it directly into the garden. The newspaper will break down and add extra mulch to your plant.

Follows a sequence of steps for making designed solutions

