




FAIRY HOUSE


Use an old book and the instructions below to make a fairy house.

FAIRY HOUSE INSTRUCTIONS

(Page 1)



Fold the upper right hand corner to the spine of the book.




Fold the center second time to the spine.

FAIRY HOUSE INSTRUCTIONS

(Page 2)



Fold the upper right hand corner to the spine of the book.



Fold again the bottom right hand corner to the spine of the book.

Note: Continue alternating these folds throughout the book. Remove the front, back and spine cover. Fold the book to form a circle. Glue the front page to the matching last page and clip to let the glue dry.

Follows a sequence of steps for making art works.

