




PAPER HAT

Use the instructions below to make a paper hat like Esmé and Eunwoo's.

1



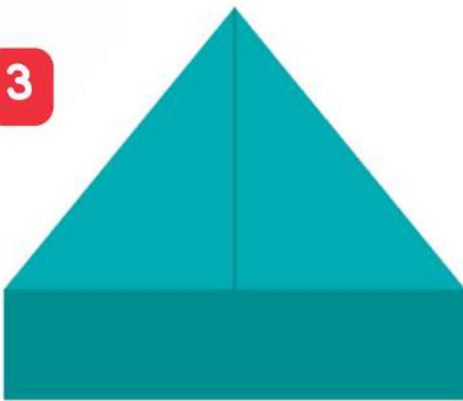
Fold paper in half.

2




Fold top down to meet bottom.

3



Fold right and left sides toward the middle to form a point.

4



Open the bottom then fold it up on the back and front, and you're done!



Follows a sequence of steps to create an artwork



© LearnFromPlay | LearnFromPlay.com

