


# Friendly Spider

Mavis was scared of spiders but no one could be scared of this cute one.

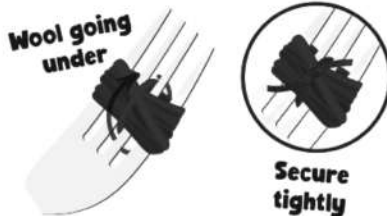
## YOU WILL NEED

- Black wool
- A fork
- 4 black pipe cleaners
- 5 googly eyes
- PVA glue

## INSTRUCTIONS



1. Cut a length of wool about 20cms long and lay it across 1 tine of the fork.



2. Wrap wool around the fork until it forms a small ball.




3. Thread the extra piece of wool through the middle of the ball and tie tightly to secure the wool.



4. Cut each side of the wool to remove it from the fork and create a wool pom pom.



5. Spread and thread the 4 black pipe cleaners into the spider.



6. Glue 5 googly eyes unto your spider.

Use of the creative arts to make recognisable items.



© LearnFromPlay | LearnFromPlay.com

