


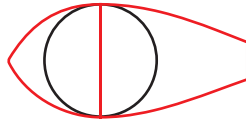
DRAWING A CLOWNFISH

Follow the instructions below to draw a clownfish.

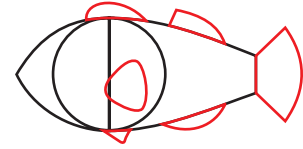
Use pencil at first before creating the outline.



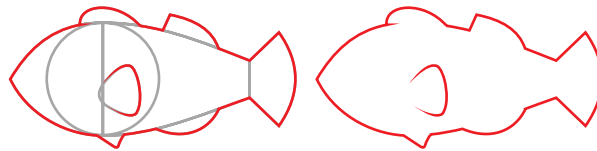
Draw a circle for the base.




From the edge of the circle draw the body from both sides.



Draw the tail and fins.




Now create the outline of your clownfish and erase the guidelines.



Finalise your drawing by adding distinct clownfish stripes. Use orange and black to colour it in.

Try drawing your clownfish below



Art - ACAVAM107 - Use and experiment with different techniques to make artworks.



© LearnFromPlay | LearnFromPlay.com