



DRAW AN ALPACA



1

Start with the letter "L" and draw some fluff around it. This will be the alpaca's body.




2

Then add an oval shape for the face, some upside-down V-shapes and a fluffy tail.



3

Draw an oval on the center of the face for the alpaca's nose.



4

Give the alpaca some front and back legs.



5

Decorate your alpaca!

TRY DRAWING ONE HERE!

