



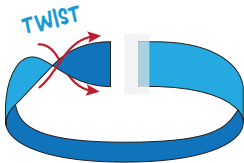
# INFINITY

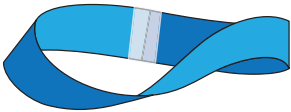
Count Infinity is based on the symbol for infinity which means limitlessness. This is similar to a mobius strip where if you trace your finger along 1 edge you end up on the other side of the loop. There are 2 activities below 1 for small children and 1 for slightly older children and those with advanced cutting skills.

1. Use the instructions below to make a möbius strip.

- 


a) Cut a strip of paper.
- 

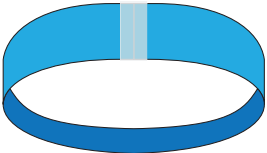
b) Place tape on one end of the strip
- 

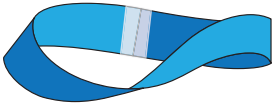
c) Make a loop with the paper strip and then flip the non-sticky taped end over
- 

d) Secure the 2 ends together with tape

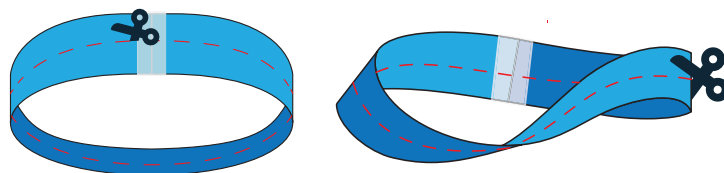
2. For older students.

- 

a) Cut 2 strips of paper.
- 

b) Using tape connect 1 strip in a regular circle.
- 

c) Using the instructions above create a möbius strip with the second circle.



d) Carefully cut along the inside of each strip of paper. Record your findings below.

Regular circle strip of paper

Möbius strip of paper

