

# Make a Card

The story says that making a home-made card is one way to let a friend know that you are sorry. Use the steps below to make a card that will lift your friend's spirits.

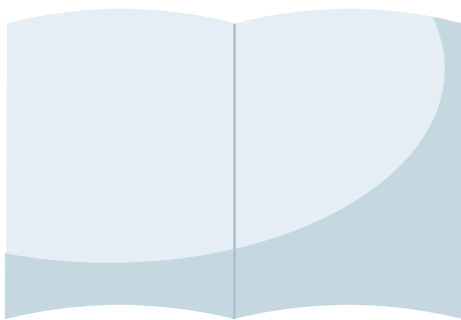
## You will need

Cardstock

Marker


Pompoms

Ribbon



1

Fold a cardstock paper into half.




2

Glue pompoms on the cards making them look a bunch of balloons.



3

Make balloon strings by drawing lines with a black marker.



4

Make a knot using a small piece of yarn or ribbon and glue it on the card.

Visual Arts: ACAVAM108 - Create artworks to communicate ideas to others



© LearnFromPlay | LearnFromPlay.com