

# Colourful Coral Painting


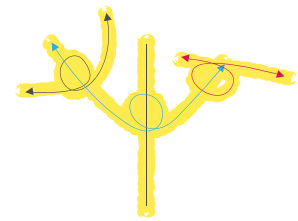

The final page of the book shows Sea Country. Use the steps below to make a Sea Country collage similar to the one in story.

## You will need

- A4 sheet of blue paper
- Slice of sponge
- Pink Paint
- 2 Pipe cleaners each cut into 4 pieces
- Sand or salt mixed with yellow food colouring
- Craft glue
- Fish stickers -if desired.

## Instructions

1. Dip the long side of the sponge into the pink paint to make 3 coral "trees" on the blue paper.
2. While this is drying wrap 4 pieces of pipe cleaner so each new piece forms a branch coming off the original piece.
3. Glue the coral to the base of the paper
4. Add glue to the base of the paper to a height of around 5cm.
5. Pour the "sand" onto the paint.
6. When the picture is dry add sea stickers such as fish or underwater plants.



Visual Arts: ACAVAM108 - Create and display artworks to communicate ideas to an audience.

