

AURORA AUSTRALIS


Aurora Australis or the Southern Lights are a brilliant natural light that can be seen from parts of Southern Australia. Created when the Earth's atmosphere is disturbed by the solar wind. Use the instructions below to create your own Aurora Australis as it might be seen in snowy Antarctica.

YOU WILL NEED:


Black Art Paper
Chalk
Hairspray



Use white chalk to draw ice caps across the bottom of your page.




Colour the right side of each peak blue to provide perspective.



Use pink, yellow, orange and purple coloured chalk to draw soft lines radiating from behind the hills towards the sky.

Finish with a light green over the top as this is the most dominant colour of the Aurora Australis.



When you are happy with your picture take it outside and spray it with hairspray to set the chalk and stop it coming off when you touch your picture.

Visual Art: ACAVAM107 - Experiment with different materials and techniques to make artworks.



LearnFromPlay | LearnFromPlay.com