



# Draw a Dragon

In Sir Cumference and the Dragon of Pi Radius accidentally turns Sir Cumference into a dragon. Draw a dragon using the instructions below with a circle in his tail similar of the way Radius found Sir Cumference the next morning.

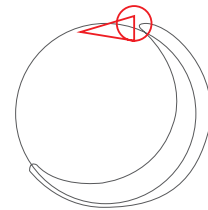
Draw the the foundation (use pencil)



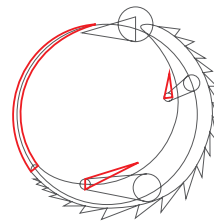
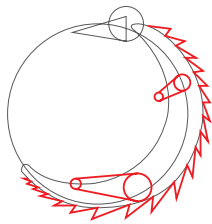
Draw a circle.



Draw a crescent moon shape for the body.




A circle for the head and triangle for the snout.



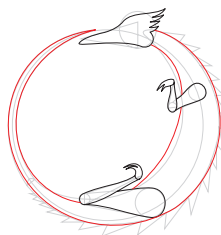
For the legs and arms draw 2 small circles and 2 big circles. Where big circles are close to the center of the body and connect each other with their tangents. Then draw zigzags for the back fin.

Draw 2 triangles coming from the small circles to finish the arms and legs. Then draw a curved triangle to finish the dragon's tail.

Add details




Start with the head, arms and legs.




Then the body. Adjust your drawing accordingly.



Next, the major details.



Then the minor details.



Finalise your drawing by erasing the guide lines.

Visual Art - ACAVAM111 - Use techniques and processes to explore visual conventions when making artworks.

