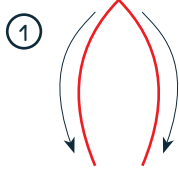
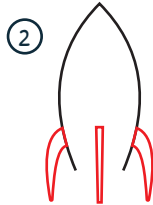


STELLA'S SHIP

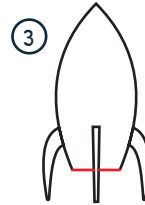
Follow the instructions below to draw Stella in her space ship.



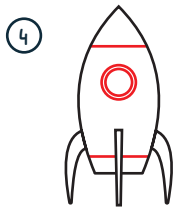
Draw two curved lines from the sides going down.



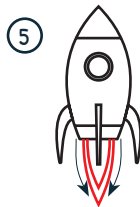
Draw 2 curved lines from each side of the rocket that meet at the bottom. Draw a rectangular shape for the center stabilizer.



Close the rocket's thruster by drawing a straight line across the base of the rocket.



Draw two circles for the ship's window and two lines to separate the ship's head and thruster.



Draw 2 pairs of curved lines to create a flame below the rocket ship.



Now colour your spaceship and paste Stella on the window.



Visual Arts: ACAVAM108 - Create and display artworks to communicate ideas to an audience.



© LearnFromPlay | LearnFromPlay.com

