



Follow the instruction for how to draw a dog.

Start with a light
sketch for the head.



Draw a box for the
snout and add ears.



Give the dog some eyes
and a nose.




Draw a pear shape for
the dog's body.



And then give
him some legs.



With a darker pencil or pen,
go over the sketch.



From here, you can draw in some
fur and accessories!

Erase the
sketch lines!



And give him
some color!