

# JOE'S LIFE

Use the instructions below to make a star picture of Joe's 2 lives.

## YOU WILL NEED:

A4 paper – divided into 2 pieces (landscape)


Yellow wax crayon

Black paint

Paintbrush

Newspaper

Yellow glue




- 1** Colour the top half of the paper using the yellow crayon.




- 2** Paint the entire page with black paint.



- 3** Cut rectangles of various sizes from the newspaper for the buildings.



- 4** Paint small rectangles of yellow on the newspaper as if they are lights.




- 5** Paste the newspaper onto the bottom left hand side of the painted black a4 sheet.



- 6** Draw a tree on the newspaper.



- 7** Cut out the tree and paste on the right hand side of the paper.



- 8** When it is completely dry – scratch small bits of paint from the top of the page to reveal stars in the sky over the city. Only reveal 3 or 4 stars on the left hand side but lots on the right hand side.

Early Years Learning Framework: Outcome 5 – Uses the creative arts to express ideas and make meaning.



© LearnFromPlay | LearnFromPlay.com

