


# PADDLE POP STAR

Joe liked to make stars he could hang in trees. Use the steps below to make your own glittery star.


## YOU WILL NEED:

Popsicle sticks  
yellow or white paint


silver or gold glitter  
PVA glue




Glue 5 popsicle stick together in the shape of a star.




After the glue has dried, mix a little bit of glue and yellow paint and paint the star.



While the paint is still wet sprinkle on gold glitter.



Repeat step 2 and step 3 for the other side of your star.



Hang your stars by using string or yarn.

Early Years Learning Framework: Outcome 5 – Uses the creative arts to express ideas and make meaning.

